

Il mondo intorno a noi sta cambiando

Il futuro è oggi



The background is a dark blue digital-themed graphic. It features a network of glowing white lines and nodes, some of which are highlighted in yellow. The words "DIGITAL TRANSFORMATION" are written in a light blue, sans-serif font in the upper left. On the right side, there is a circular diagram with several nodes connected by lines. In the lower right, there are three white chevron arrows pointing to the right. The overall aesthetic is high-tech and futuristic.

DIGITAL TRANSFORMATION

Onboarding Process on the Sedapta Suite

Onboarding Process on the Sedapta Suite

Continuous Training and Coaching process







E-Learning Brand new platform

Sedapta Suite Basic Courses

Web Platform based on Moodle

<https://elearning.sedapta.com/>


[Home](#)[Log in](#)






SEDAPTA OFFERS A SUITE OF INTEGRATED SOLUTIONS ABLE TO SUPPORT BOTH S&OP AND S&OE PROCESSES FOR THE PLANNING, EXECUTION AND OPTIMIZATION OF ALL LEVELS OF THE SUPPLY CHAIN

THIS PLATFORM FOR E-LEARNING WILL GIVE YOU THE OPPORTUNITY TO KNOW OUR TOOLS AND GET ON BOARD


Want more information on the company? Check our website: <https://www.sedapta.com>

 **FILE**
Guidelines for using the platform


 **AVAILABLE COURSES**




CORE TOOLS BC CORE TOOLS BASIC COURSE




OSA BC OSA BASIC COURSE




FACTORY SCHEDULING BC FACTORY SCHEDULING BASIC COURSE



COMMUNICATION MANAGER + NOTIFICATION ENGINE BC COMMUNICATION MANAGER + NOTIFICATION ENGINE BASIC COURSE




CHECKLIST BC CHECKLIST BASIC COURSE

Home Page

When logged in the **Home Page** displays all Available Courses, everyone will have visibility of all available courses
My courses displays courses I'm enrolled in

HomeMy courses



SEDAPTA OFFERS A SUITE OF INTEGRATED SOLUTIONS ABLE TO SUPPORT BOTH S&OP AND S&OE PROCESSES FOR THE PLANNING, EXECUTION AND OPTIMIZATION OF ALL LEVELS OF THE SUPPLY CHAIN


THIS PLATFORM FOR E-LEARNING WILL GIVE YOU THE OPPORTUNITY TO KNOW OUR TOOLS AND GET ON BOARD

Want more information on the company? Check our website: <https://www.sedapta.com>


FILE

Guidelines for using the platform


AVAILABLE COURSES




CORE TOOLS BC CORE TOOLS BASIC COURSE




OSA BC OSA BASIC COURSE




FACTORY SCHEDULING BC FACTORY SCHEDULING BASIC COURSE



COMMUNICATION MANAGER + NOTIFICATION ENGINE BC COMMUNICATION MANAGER + NOTIFICATION ENGINE BASIC COURSE



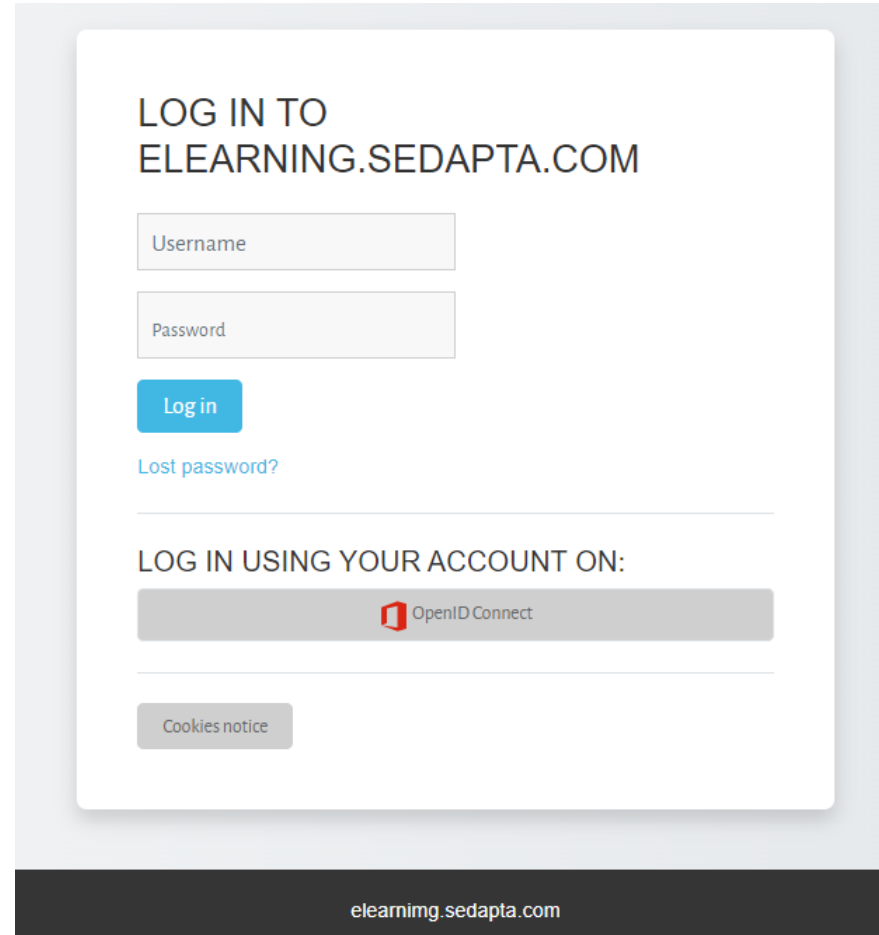
CHECKLIST BC CHECKLIST BASIC COURSE



sedApta 2023 - All rights reserved

Login

For external users or internal (can be integrated with Microsoft 365 Active Directory)



The screenshot shows a login interface for elearning.sedapta.com. It features a white login card on a light gray background. The card has the title 'LOG IN TO ELEARNING.SEDAPTA.COM' at the top. Below the title are two input fields: 'Username' and 'Password'. A blue 'Log in' button is positioned below the password field. A link for 'Lost password?' is located below the button. A horizontal line separates the standard login section from the social login section, which is titled 'LOG IN USING YOUR ACCOUNT ON:'. Below this title is a button for 'OpenID Connect' with a red logo. At the bottom of the card is a 'Cookies notice' button. The footer of the page is a dark gray bar with the text 'elearning.sedapta.com'.

LOG IN TO
ELEARNING.SEDAPTA.COM

Username

Password

Log in

[Lost password?](#)

LOG IN USING YOUR ACCOUNT ON:

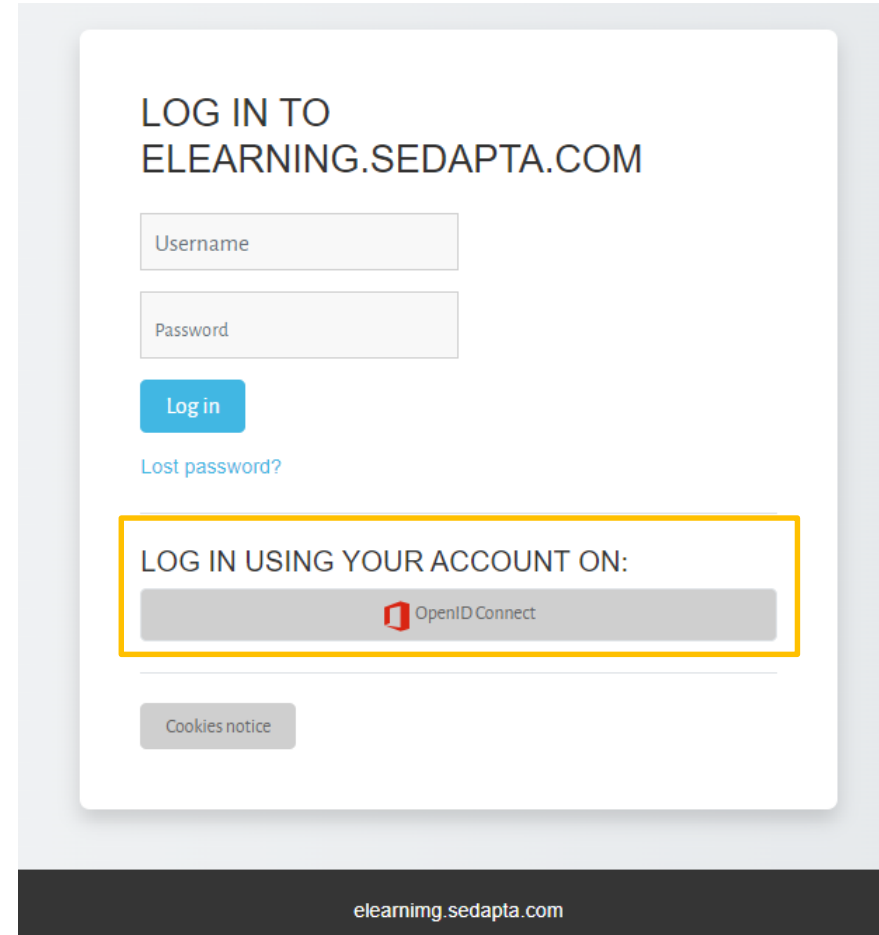
OpenID Connect

Cookies notice

elearning.sedapta.com

Login for Sedapta employees

LOG IN USING YOUR ACCOUNT ON OpenIDConnect



LOG IN TO
ELEARNING.SEDAPTA.COM


Username

Password

Log in

[Lost password?](#)

LOG IN USING YOUR ACCOUNT ON:

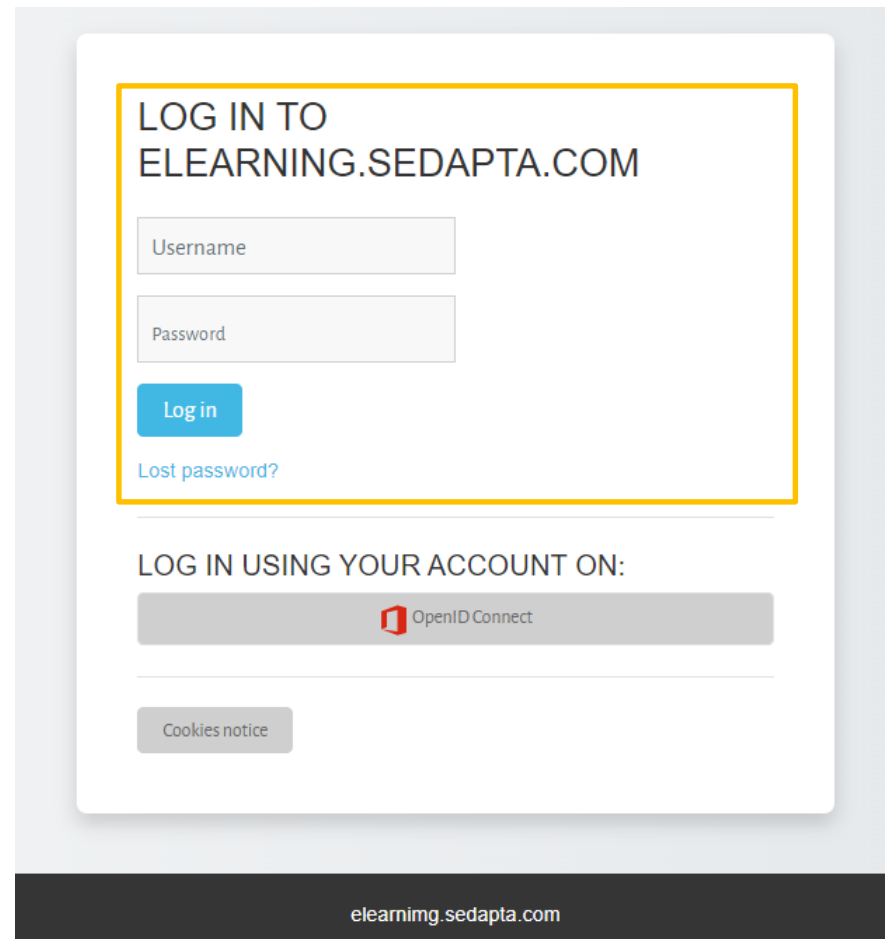
 OpenID Connect

[Cookies notice](#)

elearning.sedapta.com

Login for other users

LOG IN TO ELEARNING.SEDAPTA.COM



LOG IN TO
ELEARNING.SEDAPTA.COM

Username

Password

Log in

[Lost password?](#)

LOG IN USING YOUR ACCOUNT ON:

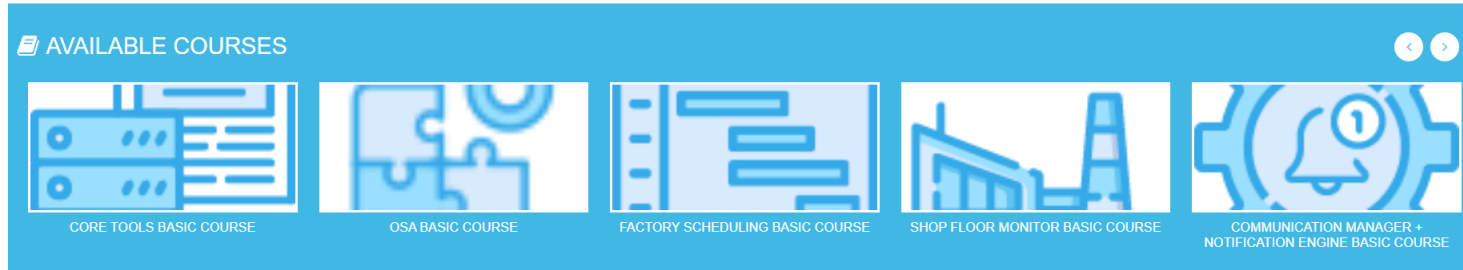
OpenID Connect

Cookies notice

elearning.sedapta.com

Available Courses

...everyone will have visibility of all available courses, employees will automatically be enrolled in them



The management of course enrollment passes through **cohorts**.

A cohort has been created for each course, but also for groups of courses (e.g. all SOP basic courses, all MOM basic courses, ...)

☐ — SEDAPTA SUITE

☐ — COMMON

- ☐ Sedapta Suite
- ☐ Core Tools
- ☐ OSA

☐ — MOM

- ☐ Factory Scheduling
- ☐ Shop Floor Monitor
- ☐ Communication Manager + Notification Engine
- ☐ Checklist
- ☐ Smart Asset Management

☐ — SOP

- ☐ Demand Management
- ☐ Inventory Management
- ☐ Resource & Supply Planning
- ☐ Order Promising

Available Courses

When fully operational, the list of courses that will be available on the platform includes:

SEDAPTA SUITE		
	COMMON	
		Sedapta Suite
		Sedapta Suite Basic Course
		Sedapta Suite What's New
		Core Tools
		Core Tool Basic Course
		Core Tool What's New
		OSA
		OSA Basic Course
		OSA What's New
	SOP	
		Demand Management
		Demand Management Basic Course
		Demand Management What's New
		Inventory Management
		Inventory Management Basic Course
		Inventory Management What's New
		Resource & Supply Planning
		Resource & Supply Planning Basic Course
		Resource & Supply Planning What's New
		Order Promising
		Order Promising Basic Course
		Order Promising What's New
	MOM	
		Factory Scheduling
		Factory Scheduling Basic Course
		Factory Scheduling What's New
		Shop Floor Monitor
		Shop Floor Monitor Basic Course
		Shop Floor Monitor What's New
		Communication Manager + Notification Engine
		Communication Manager + Notification Engine Basic Course
		Communication Manager + Notification Engine What's New
		Checklist
		Checklist Basic Course
		ChecklistWhat's New
		Smart Asset Management
		Smart Asset Management Basic Course
		Smart Asset Management What's New

Courses

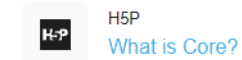
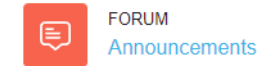
ORGANIZATION

Courses are organized as follows:

1. FORUM: it is possible to insert announcements
2. FILE: it contains the slides of the whole course (e.g. CoreTools Basic Course). It is possible to download them.
3. List of videos of chapters of the course
4. TEST DI VALUTAZIONE: evaluation test with multiple-choice answers to verify the topics of the course
5. CUSTOM CERTIFICATE: certificate of completion of the course to be signed

***NOTE:** The course "Core Tools" is preparatory for all the other courses. It is not possible to attend other courses if Core Tools is not completed.*

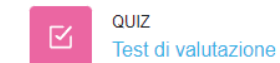
✓ GENERAL



🔒 Not available unless: The activity [What is Core?](#) is complete and passed

...

...



🔒 Not available unless: The activity [Configuration Manager](#) is marked complete

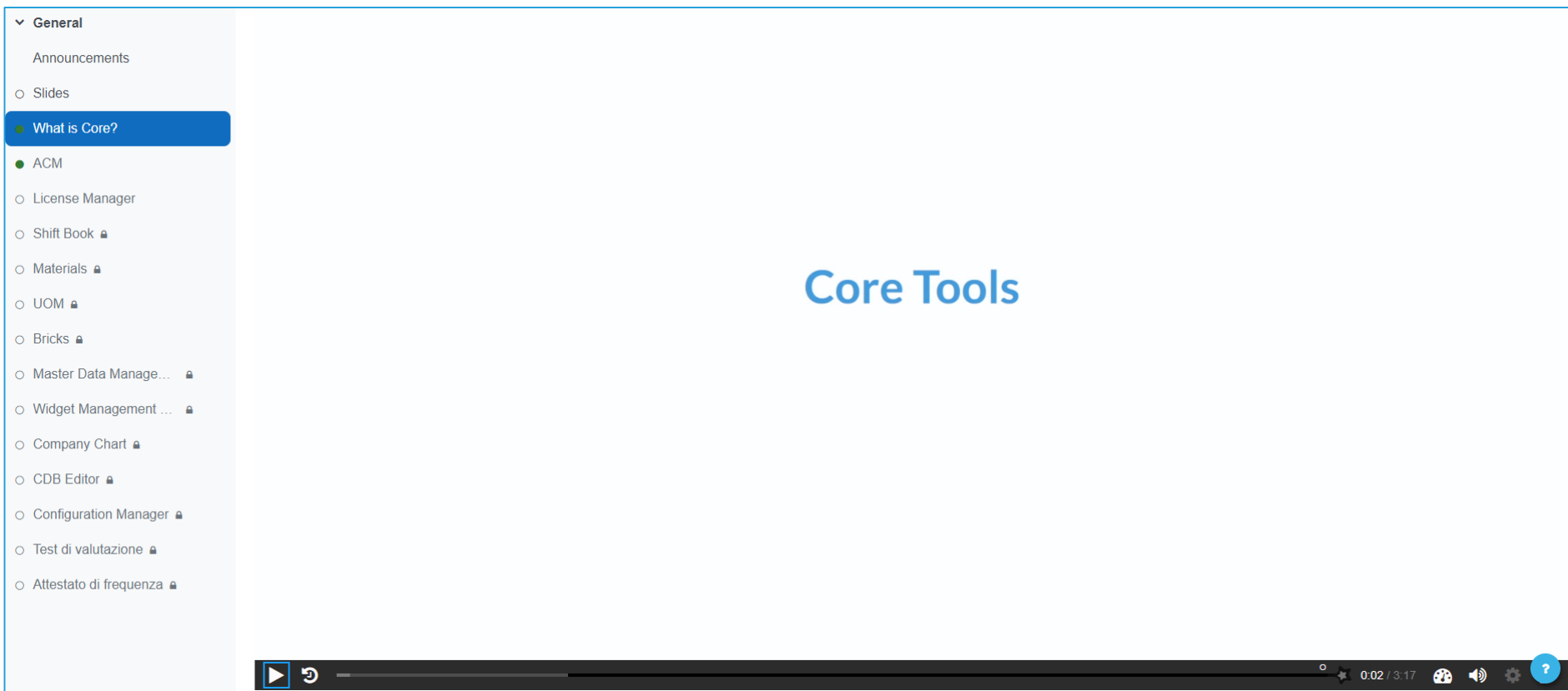


🔒 Not available unless: The activity [Test di valutazione](#) is complete and passed

Courses

HOW TO WATCH VIDEOS (1)


This is the page that you will see when you click to watch a video:



Courses

HOW TO WATCH VIDEOS (2)

List of the videos of
this specific course



It is possible to stop and restart the
video, but it is not possible to skip it

It is mandatory to
arrive at the end of
the video to unlock
the next one

Courses

HOW TO WATCH VIDEOS (3)

1

At the end of the video, this pop-up will be shown. Click on "Confermo"

Hai completato la visualizzazione del video?

Confermo ✓

Non confermo

>

2

Then, click on "Continue"

100% ★ 1/1

▶ Continue

Courses

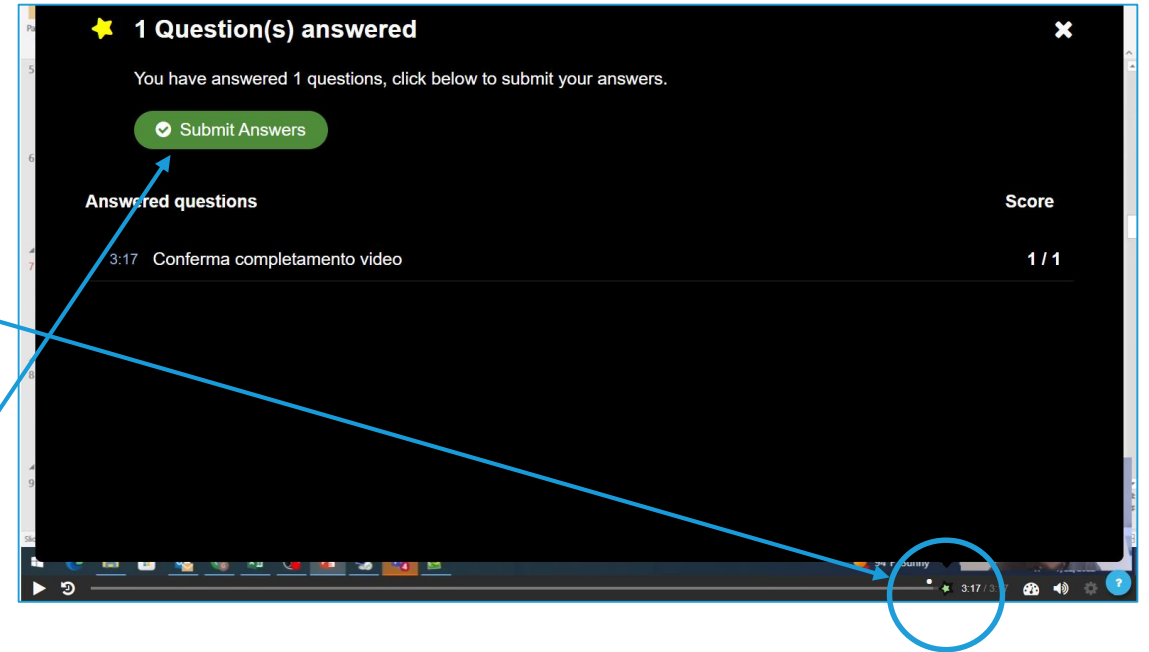
HOW TO WATCH VIDEOS (4)

3

Then, click on the green star in the right corner...

4

...and finally on "Submit Answers"



Now you will be able to watch the next video!

Languages

HOW TO ENABLE SUBTITLES

It is also possible to enable subtitles in two languages:

1. Italian
2. French

The screenshot shows a video player interface. On the left is a sidebar with a navigation menu. The main video area displays a blue-themed graphic with the text 'DIGITAL TRANSFORMATION' and a large blue box with the word 'Core'. Below the video, there is a subtitle bar with the text 'au cours de base CORE'. At the bottom right of the video player, there is a 'CC' (Closed Captions) button circled in blue. A blue arrow points from the text on the right towards this button.

Home My courses Site administration

General

- Announcements
- Slides
- What is Core?
- ACM
- License Manager
- Shift Book
- Materials
- UOM
- Bricks
- Master Data Manage...
- Widget Management T...
- Company Chart
- CDB Editor
- Configuration Manager
- Final Test
- Certificate of completion

DIGITAL TRANSFORMATION

Core

Agenda

sedApta 2022 - All rights reserved

au cours de base CORE

0:04 / 3:17

CC

You just have to click on the CC box in the lower right corner and select the preferred language.

Enrollment through Cohorts

COURSE ENROLLMENT THROUGH COHORTS

The purpose of **Cohorts** is to enable all members of the cohort to be easily enrolled in a course.

With *cohort sync*, if users are later added or removed from the cohort, they are automatically enrolled or unenrolled from the course.

1. *ALL Cohort*: contains all the courses, so a new user could follow every course of the SedApta Suite
2. *COMMON Cohort*: contains all the courses under the category of common courses (OSA, Core Tools, ...)
3. *COMMON Basic Course Cohort*: contains only the basic courses under the category of common courses (OSA, Core Tools, ...)
4. *Core Tools Cohort*: contains the basic and the "What's new" courses related to Core Tools
5. *Core Tools Basic Course Cohort*: contains only the basic course related to Core Tools, so a user assigned to this cohort will be able to follow just this section

Category	Name ^
System	ALL Cohort ✎
Core Tools	Core Tools Basic Course Cohort ✎
Core Tools	Core Tools Cohort ✎
COMMON	COMMON Basic Course Cohort ✎
COMMON	COMMON Cohort ✎

Temporary subscriptions through Coupons

COUPONS

Manage temporary subscriptions through **Coupons**

The use of **Coupon** offers the possibility to create coupons for various levels of course access. Using a coupon code, users will be enrolled into courses that are attached to the coupon. That way, you can use the coupon system as voucher or vouchering system for your course(s).




Using Coupons at **Cohort level** means that one or more cohort(s) need to be selected for which the coupon is valid. Once the coupon code is entered by a user, he or she will be added as a cohort member for every cohort the coupon is attached to.

Admin users can generate Coupons while end users will enter on the Home Page their coupon or voucher code.

Temporary subscriptions through Coupons

HOW TO INSERT COUPON CODE (1)

[Home](#) [My courses](#)




  


Open block drawer <

SEDAPTA OFFERS A SUITE OF INTEGRATED SOLUTIONS ABLE TO SUPPORT BOTH S&OP AND S&OE PROCESSES FOR THE PLANNING, EXECUTION AND OPTIMIZATION OF ALL LEVELS OF THE SUPPLY CHAIN


THIS PLATFORM FOR E-LEARNING WILL GIVE YOU THE OPPORTUNITY TO KNOW OUR TOOLS AND GET ON BOARD

Want more information on the company? Check our website: <https://www.sedapta.com>


 AVAILABLE COURSES  




CORE TOOLS BC CORE TOOLS
BASIC COURSE




OSA BC OSA BASIC COURSE




FACTORY SCHEDULING BC
FACTORY SCHEDULING BASIC
COURSE



COMMUNICATION MANAGER +
NOTIFICATION ENGINE BC
COMMUNICATION MANAGER +
NOTIFICATION ENGINE BASIC
COURSE





CHECKLIST BC CHECKLIST
BASIC COURSE





Temporary subscriptions through Coupons

HOW TO INSERT COUPON CODE (2)

[Home](#) [My courses](#)



sp



COUPON


Please enter your coupon code here:


[Submit Coupon](#)

SEDAPTA OFFERS A SUITE OF INTEGRATED SOLUTIONS ABLE TO SUPPORT BOTH S&OP AND S&OE PLANNING, EXECUTION AND OPTIMIZATION OF ALL LEVELS OF THE SUPPLY CHAIN.


THIS PLATFORM FOR E-LEARNING WILL GIVE YOU THE OPPORTUNITY TO KNOW OUR TOOLS AND GET

Want more information on the company? Check our website: <https://www.sedapta.com>


 **AVAILABLE COURSES**




CORE TOOLS BC CORE TOOLS BASIC COURSE



OSA BC OSA BASIC COURSE



FACTORY SCHEDULING BC FACTORY SCHEDULING BASIC COURSE




COMMUNICATION MANAGER + NOTIFICATION ENGINE BC COMMUNICATION MANAGER + NOTIFICATION ENGINE BASIC COURSE ?

Support

In case you need support, you can directly contact us through e-mail by clicking on the question mark in the right corner, and then on “Contact site support”. Here, you will be able to write a subject and a message about the problem that you encountered.

HomeMy courses



SEDAPTA OFFERS A SUITE OF INTEGRATED SOLUTIONS ABLE TO SUPPORT BOTH S&OP AND S&OE PROCESSES FOR THE PLANNING, EXECUTION AND OPTIMIZATION OF ALL LEVELS OF THE SUPPLY CHAIN


THIS PLATFORM FOR E-LEARNING WILL GIVE YOU THE OPPORTUNITY TO KNOW OUR TOOLS AND GET ON BOARD

Want more information on the company? Check our website: <https://www.sedapta.com>


FILE

Guidelines for using the platform


AVAILABLE COURSES




CORE TOOLS BC CORE TOOLS BASIC COURSE



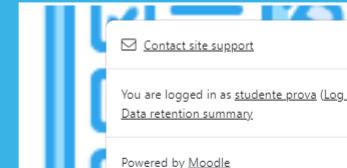
OSA BC OSA BASIC COURSE



FACTORY SCHEDULING BC FACTORY SCHEDULING BASIC COURSE



COMMUNICATION MANAGER + NOTIFICATION ENGINE BC COMMUNICATION MANAGER + NOTIFICATION ENGINE BASIC COURSE



CHECKLIST BC CHECKLIST BASIC COURSE


Contact site support

You are logged in as [studente prova](#) (Log out)

[Data retention summary](#)

Powered by [Moodle](#)

?



sedApta 2023 - All rights reserved



Grazie

www.sedapta.com

www.sedapta.com/contact-us/

